

WHAT DO THEY VALUE?



Women's Voices
Women Vote.

Unmarried Americans are less religious than married Americans, but many - especially unmarried women - have strong religious faith. They also tend to be more progressive on social issues and are more open to the opinions of others.

FAST FACTS

WHAT DO THEY VALUE?

	UNMARRIED	MARRIED
BELIEVE PEOPLE WOULD TRY TO TAKE ADVANTAGE OF THEM ALL OR MOST OF THE TIME	38.8%	28.3%
BELIEVE THEY “CAN’T BE TOO CAREFUL” WITH OTHER PEOPLE	56.9%	47.6%
BELIEVE IT IS “VERY IMPORTANT” TO TRY TO UNDERSTAND THE OPINIONS OF OTHERS	46.1%	43.4%
ARE “VERY HAPPY” WITH THEIR LIVES IN GENERAL	21.9%	41.7%
FEEL GOD’S PRESENCE EVERY DAY	41.9%	53.4%

FAST FACTS

WHAT DO THEY VALUE?

	UNMARRIED WOMEN	MARRIED WOMEN
BELIEVE PEOPLE WOULD TRY TO TAKE ADVANTAGE OF THEM ALL OR MOST OF THE TIME	36.4%	26.8%
BELIEVE THEY “CAN’T BE TOO CAREFUL” WITH OTHER PEOPLE	60.1%	50.6%
BELIEVE IT IS “VERY IMPORTANT” TO TRY TO UNDERSTAND THE OPINIONS OF OTHERS	49.1%	43.8%
ARE “VERY HAPPY” WITH THEIR LIVES IN GENERAL	23.1%	43.5%
FEEL GOD’S PRESENCE EVERY DAY	50.4%	59.1%

SUMMARY

WHAT DO THEY VALUE?

- ***Unmarried Americans are pretty happy with their personal lives but are less happy than married Americans. This lower level of contentment is especially vivid among unmarried non-voters, who tend to be somewhat more pessimistic about their lives.***
- ***Unmarried America is slightly less religious, in general, than married America. Unmarried Americans are less likely to be attached to a particular religious group or organization.***
 - However, this area may need more research since just as many unmarried Americans as married Americans believe the Bible is the actual word of God. In the end, the difference probably tends to be about “attendance” and rather than “belief.”
- ***Unmarried Americans are also slightly more progressive on social policy issues including abortion and reproductive rights and marriage for gay and lesbian couples.***

SUMMARY

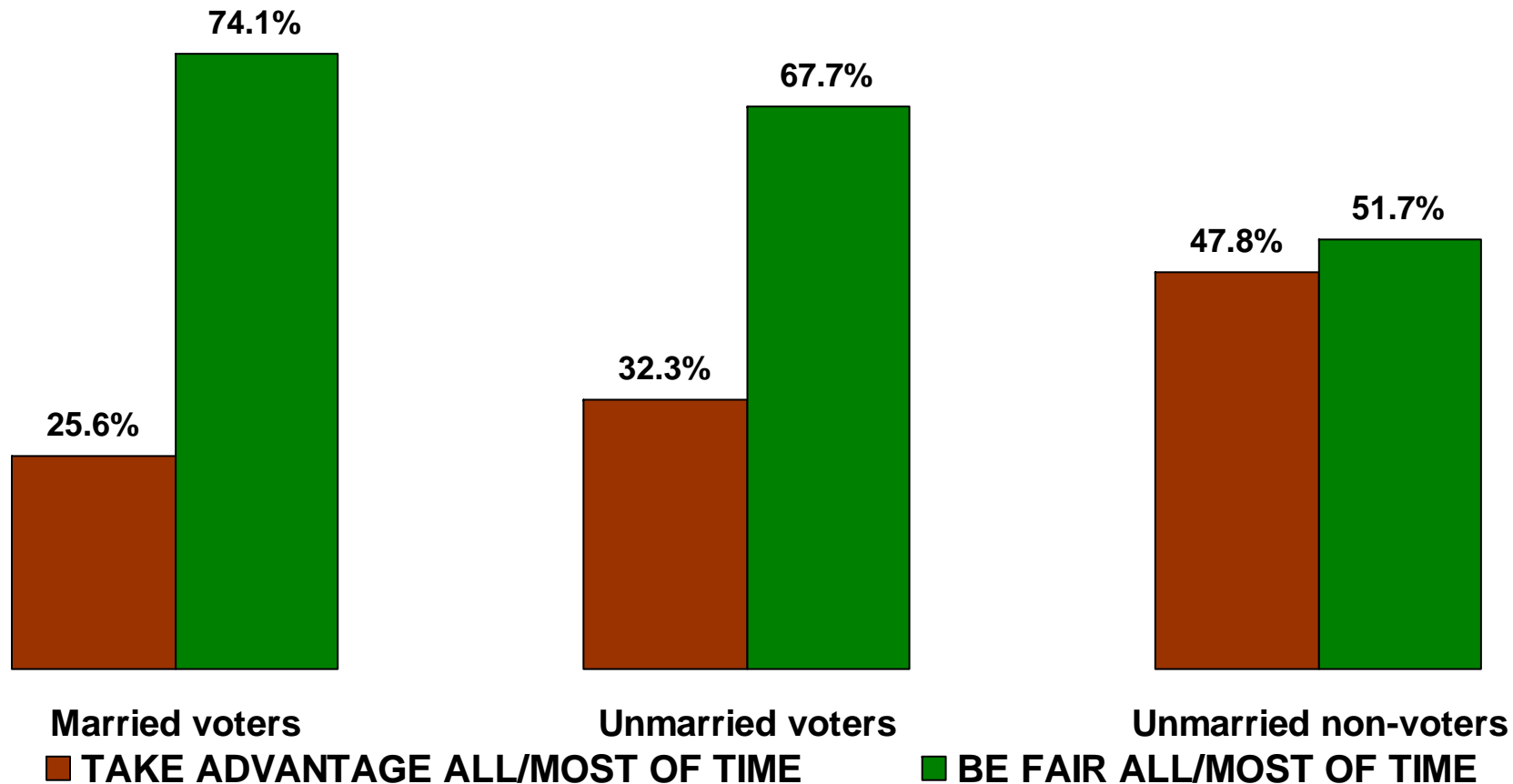
WHAT DO THEY VALUE?

Unmarried Women

- ***Unmarried women tend to be more satisfied and less alienated than unmarried men.***
- ***Despite their financial problems, unmarried African-American women are happier about things than unmarried white women.***
- ***Unmarried women are more religious than unmarried men. More than half of unmarried voting females say they feel the presence of God every day, and about two-fifths of all unmarried women believe the bible is the word of God.***
- ***Unmarried women under 30 are more accepting of abortion in various circumstances than men of the same age, but the opposite is true of women between the ages of 30 and 49 and those 65 or older.***
- ***Among unmarrieds, women are less trusting of other people than men are, and unmarried non-voting women especially feel this way. However, they are also more likely than men to believe in understanding the opinions of other people.***

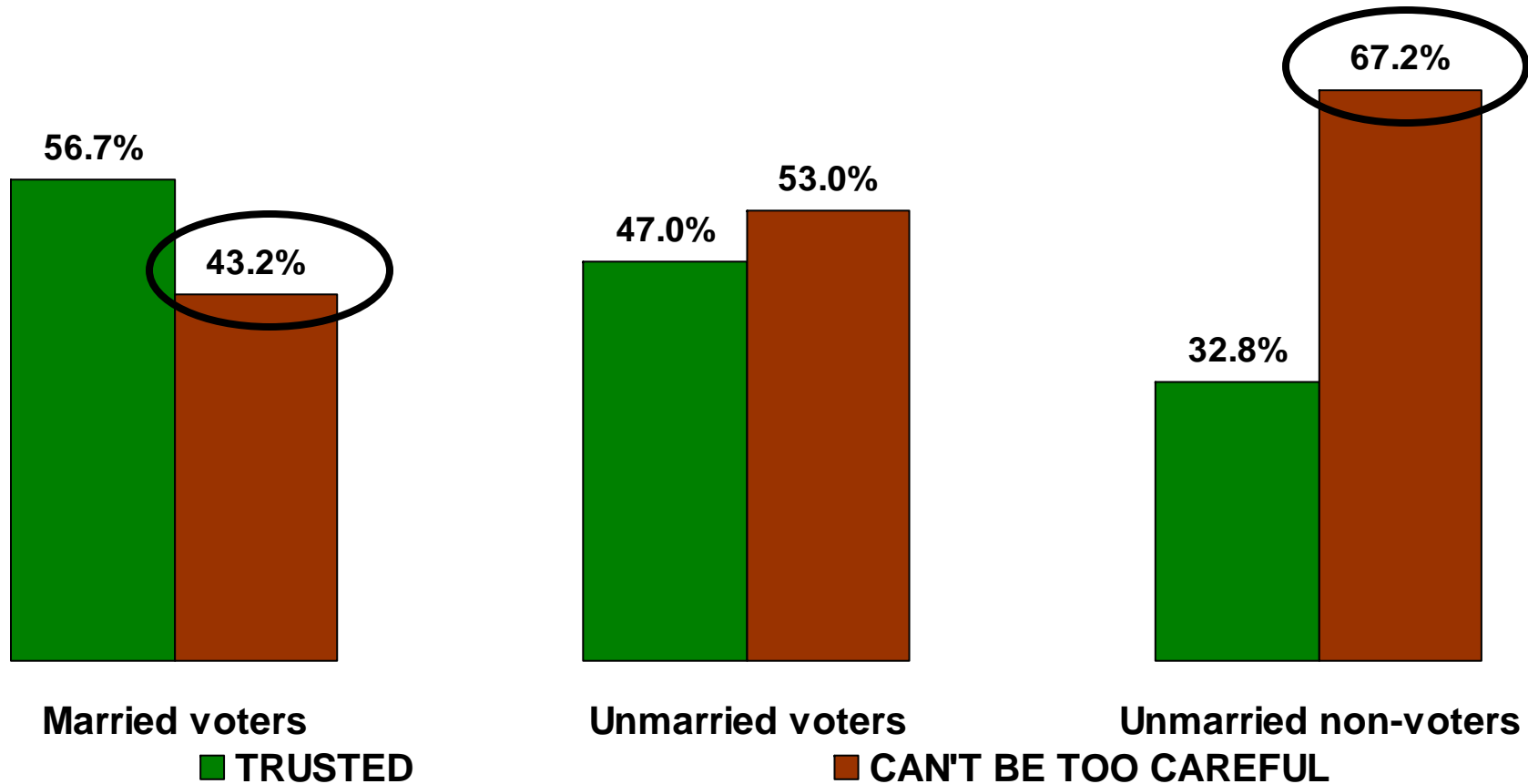
Voters – both married and unmarried – believe that people are generally fair. Unmarried non-voters, however, have a more pessimistic outlook, and split their opinion on the fairness of people.

"How often do you think that people would try to take advantage of you if they got the chance, and how often would they try to be fair?"



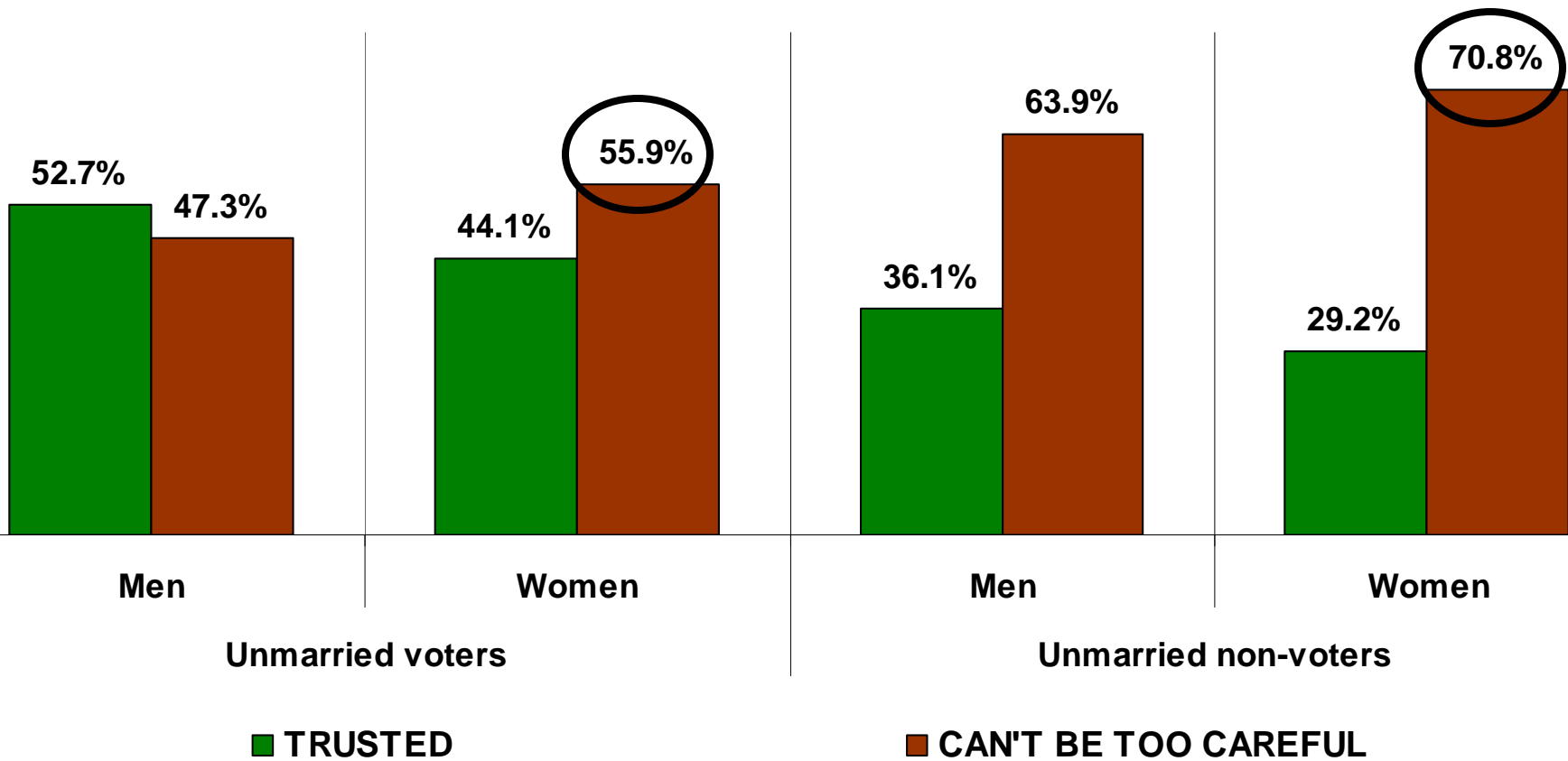
Unmarried voters also tend to be slightly less trusting of others. This is especially true among non-voting unmarried adults.

"Generally speaking, would you say that people can be trusted or that you can't be too careful in dealing with people?"



Among both voting and non-voting unmarrieds, women are less trusting than men.

"Generally speaking, would you say that people can be trusted or that you can't be too careful in dealing with people?"



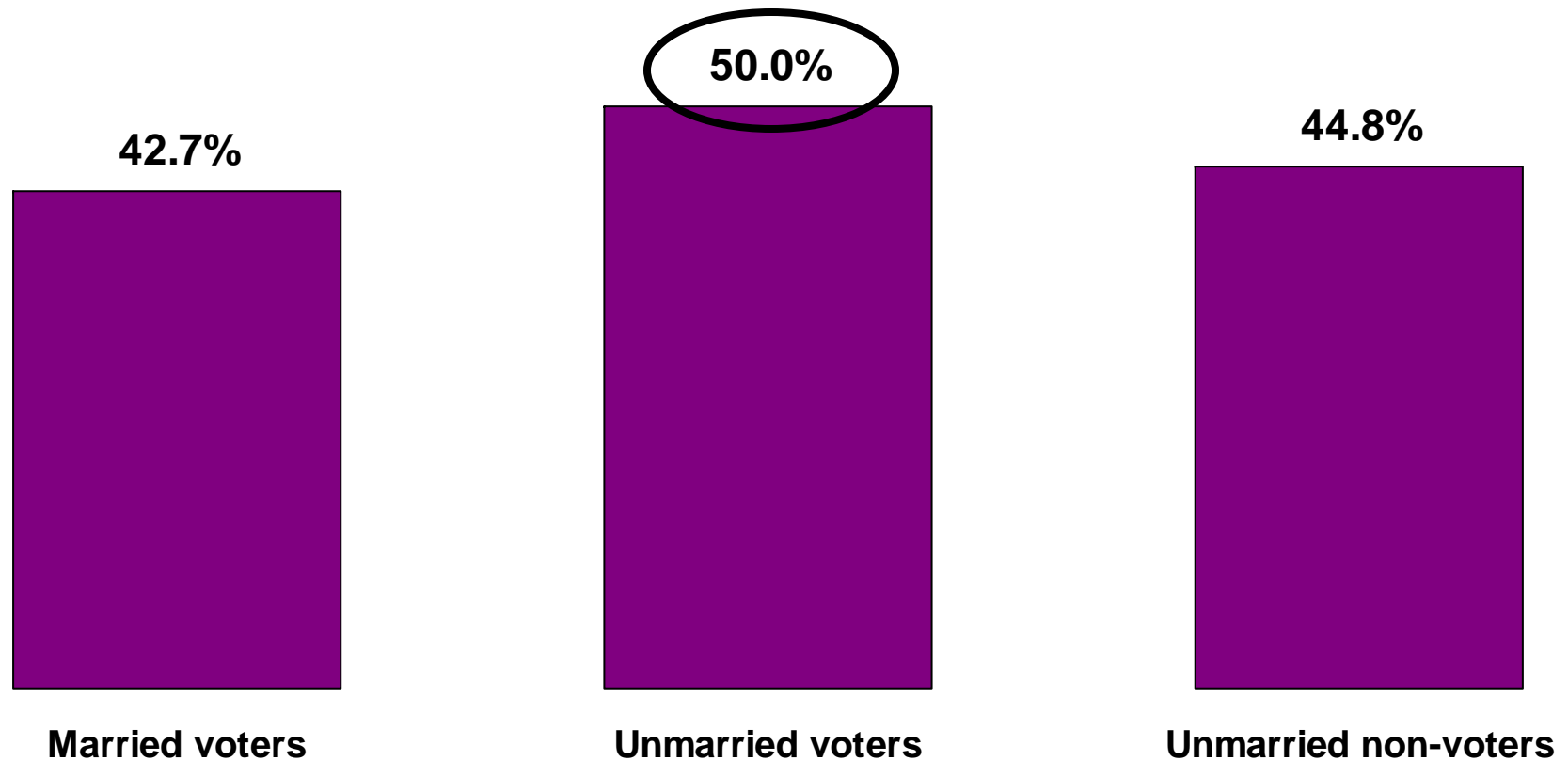
General Social Survey, 2004

Unmarried America, 2007



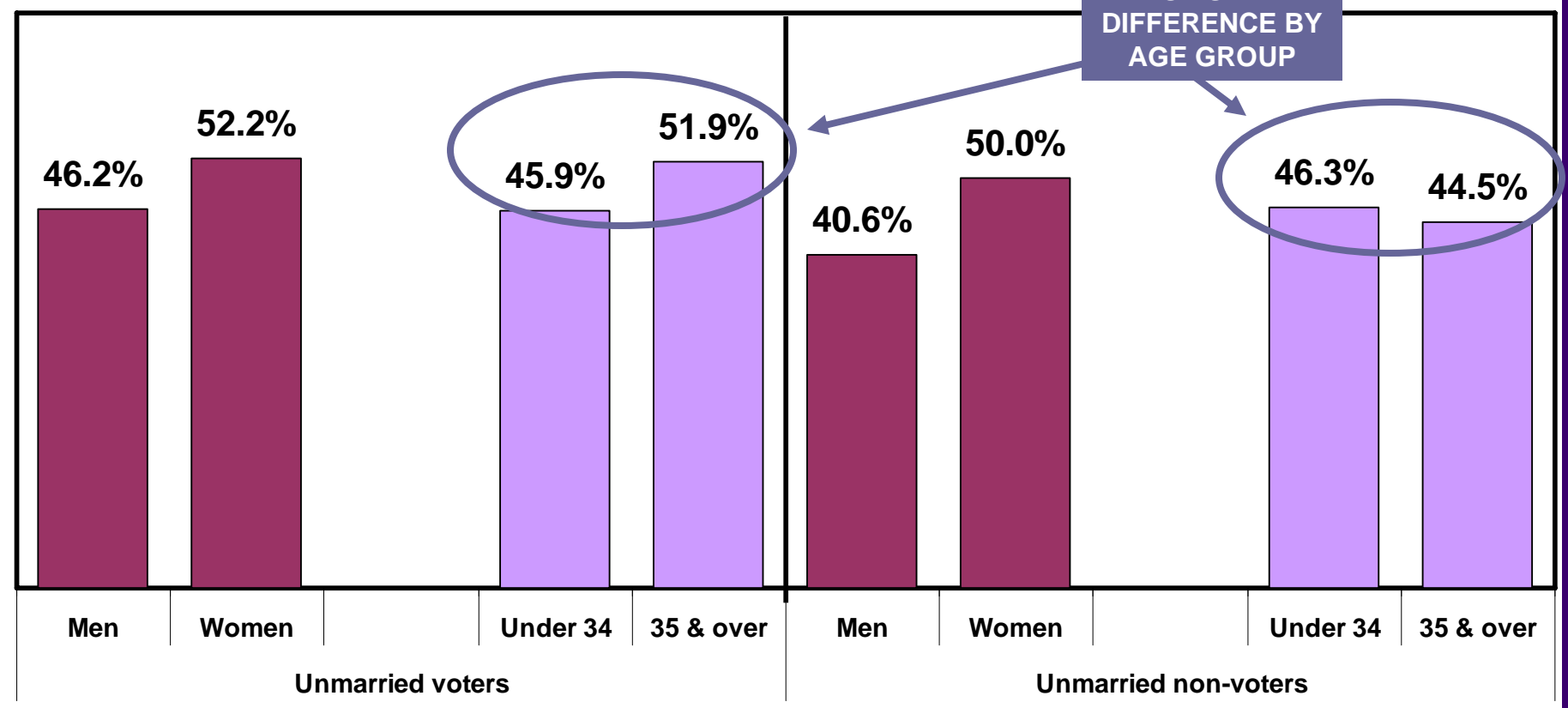
Unmarried America is slightly more likely than married America to think that it is very important to try and understand the opinions of others.

"VERY IMPORTANT" TO TO TRY TO UNDERSTAND THE OPINIONS OF OTHERS



At least half of unmarried women – voters and non-voters alike – consider it very important to understand the opinions of others, while unmarried men are less likely to feel this way.

"VERY IMPORTANT" TO TRY TO UNDERSTAND THE OPINIONS OF OTHERS



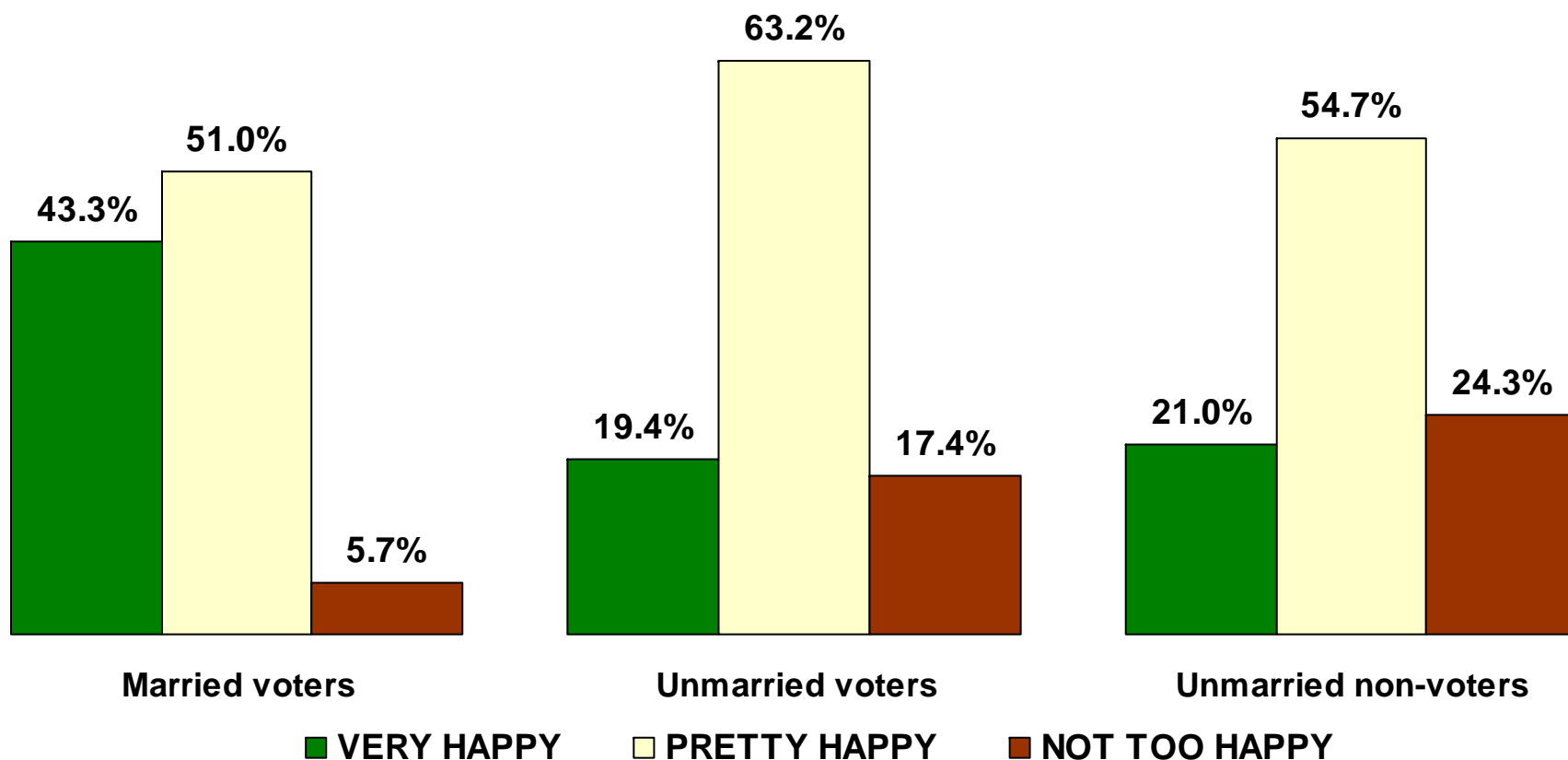
General Social Survey, 2004

Unmarried America, 2007



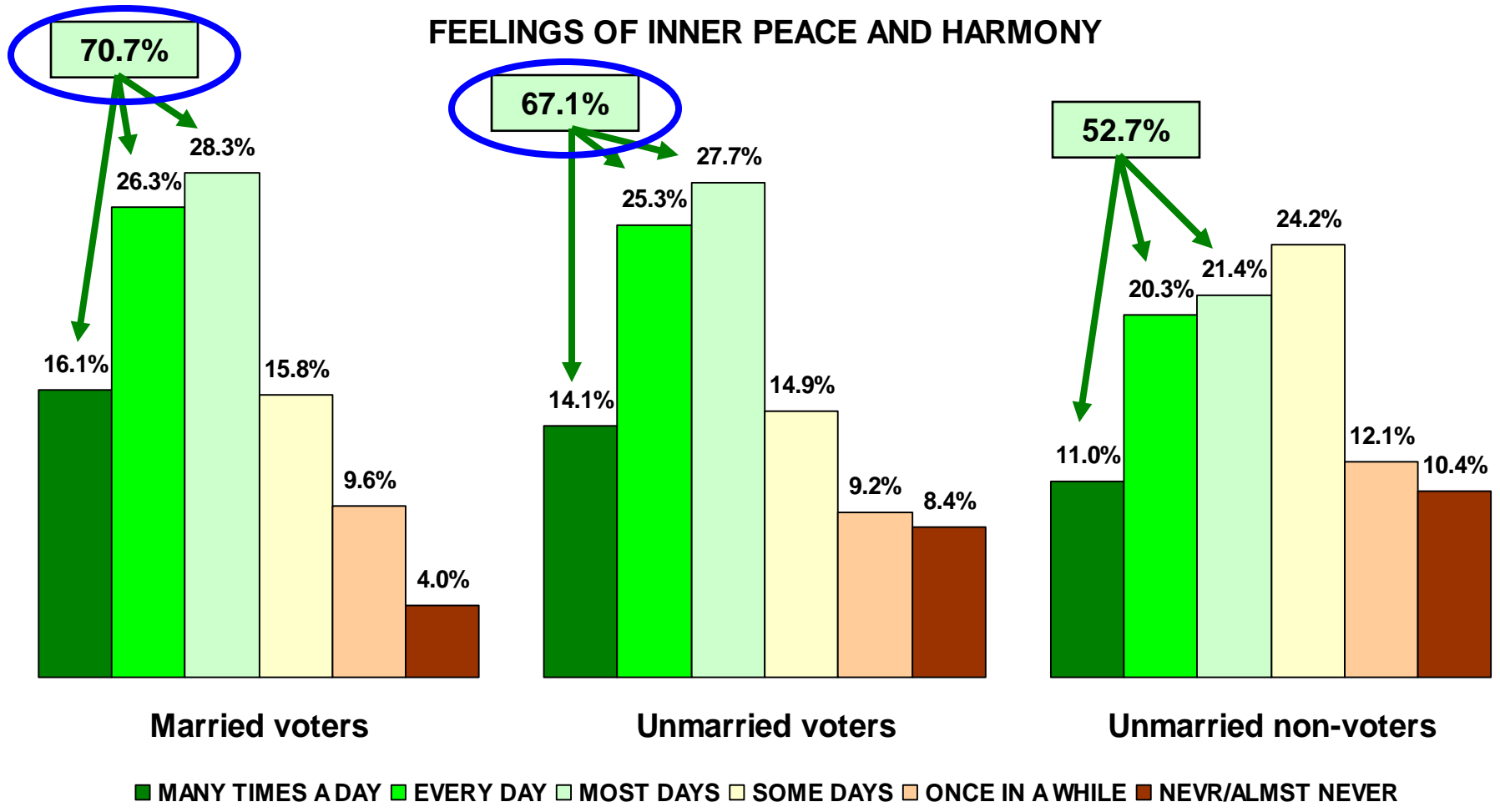
Most unmarried Americans are pretty happy with their current circumstances, but they are less likely to say they are “very happy” compared to married Americans.

GENERAL HAPPINESS



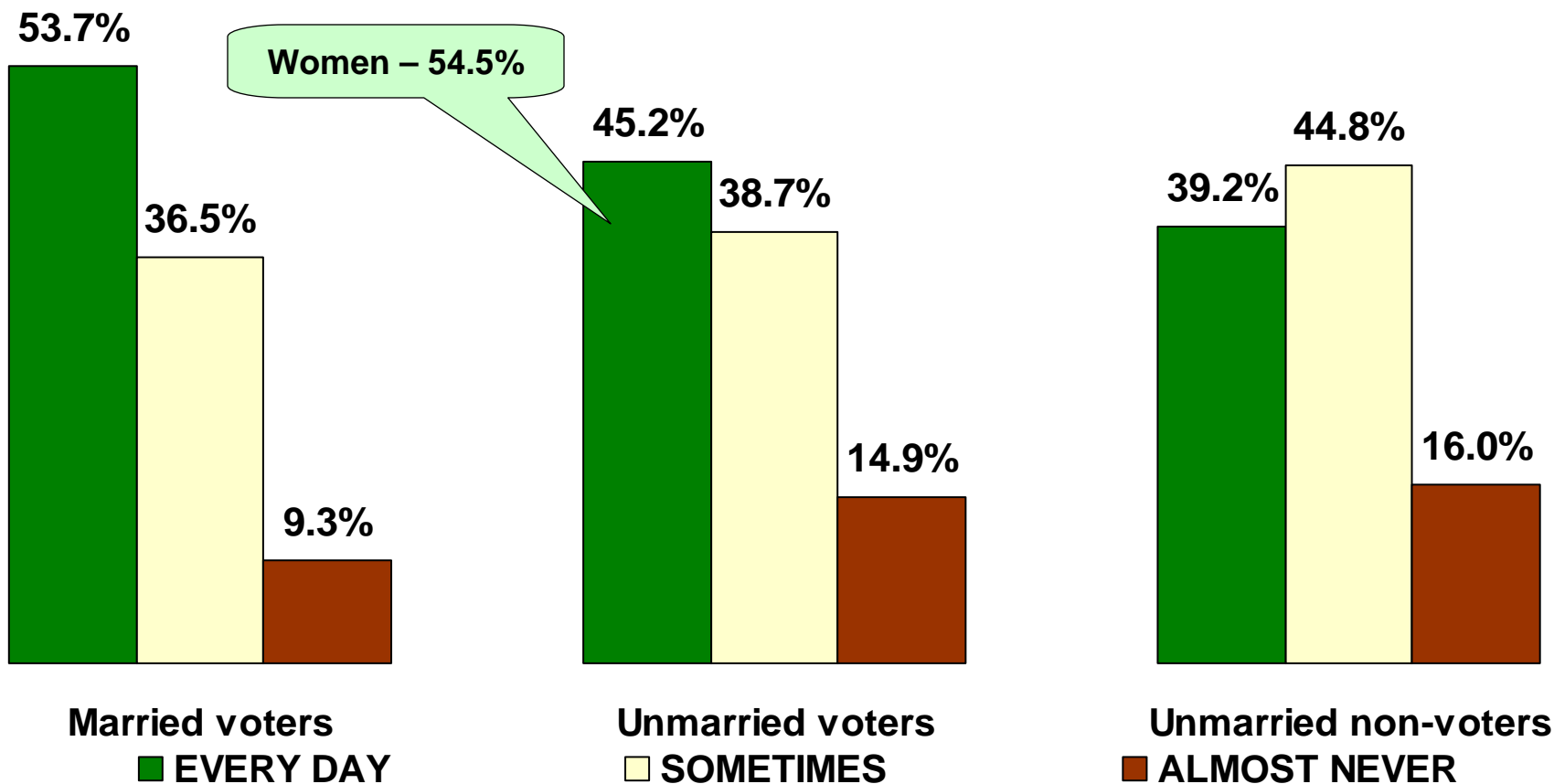
While over two-thirds of married and unmarried voters feel inner peace on most days, unmarried non-voters are somewhat less content.

FEELINGS OF INNER PEACE AND HARMONY



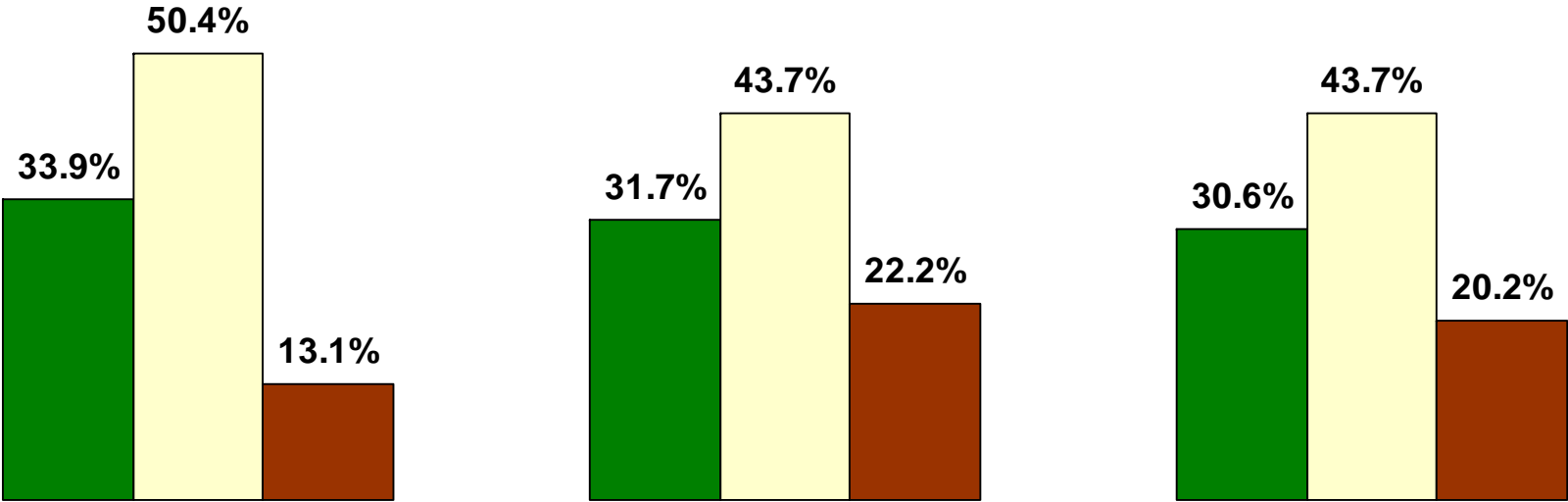
A plurality of unmarried voters believe they feel the Lord's presence every day, while a plurality of unmarried non-voters feel it only sometimes. However, unmarried voting women are very inclined to feel God's presence.

FEEL GOD'S PRESENCE (frequency)



About a third of Americans in all three groupings believe the Bible is the actual word of God – indicating some shared religious priorities. However, while only one in ten married voters say the Bible is a book of fables, two in ten unmarried Americans feel that way.

BELIEF IN THE LITERAL TRANSLATION OF THE BIBLE
 ("Which of these statements do you agree with the most...?")



Married voters

Unmarried voters

Unmarried non-voters

- The Bible is the actual word of God and is to be taken literally, word for word
- The Bible is the inspired word of God but not everything in it should be taken literally, word for word
- The Bible is an ancient book of fables, legends, history, and moral precepts recorded by men



General Social Survey, 2004

Unmarried America, 2007



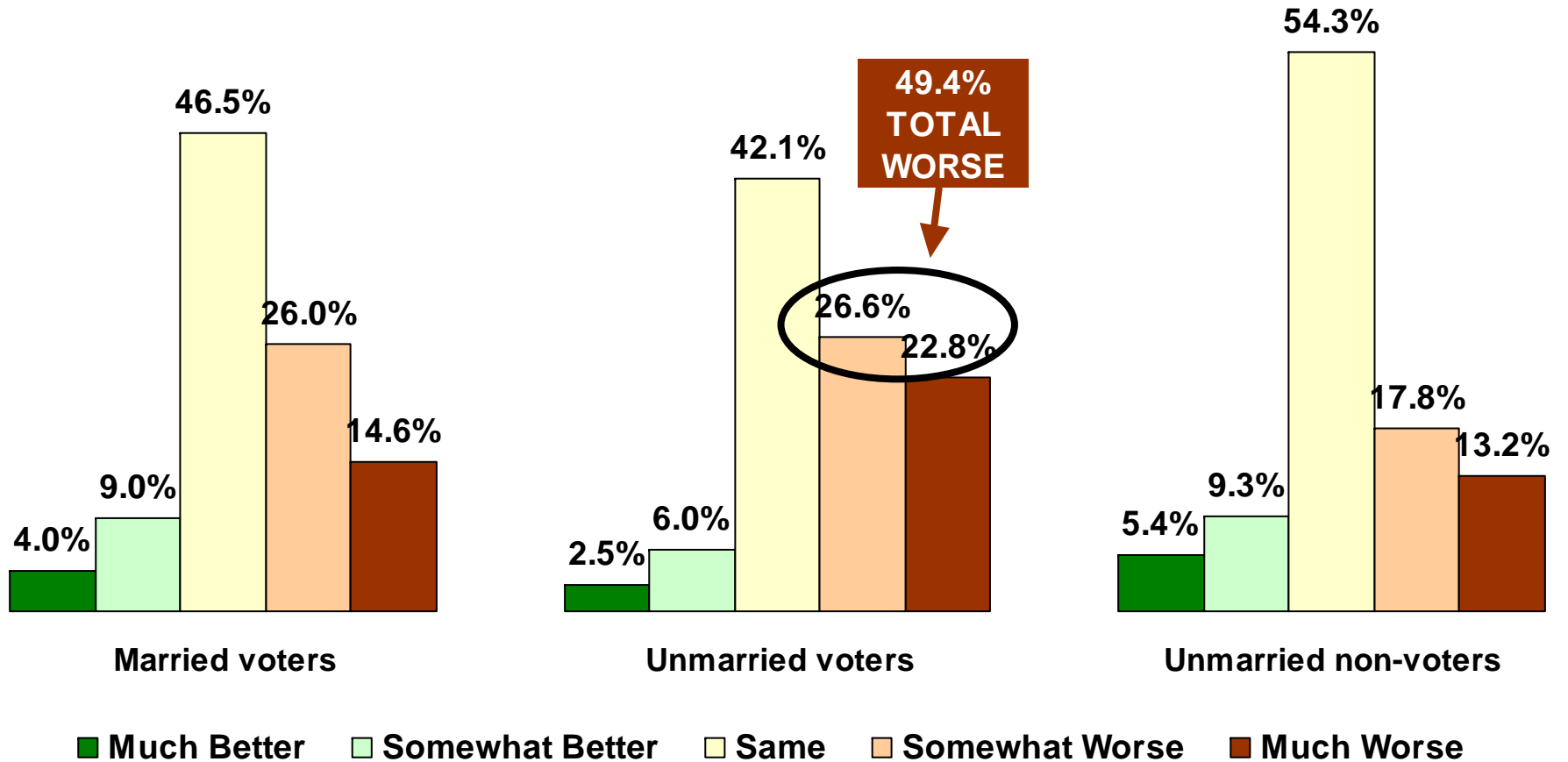
While younger voters take the Bible less literally than older voters, the true dividing line on this topic is gender: at least two out of five unmarried women – both voters and non-voters – believe the Bible is the true word of God. By contrast, over one-third of unmarried male voters think it is just a collection of stories and writings.

		FEELINGS ABOUT THE BIBLE		
		WORD OF GOD	INSPIRED WORD	BOOK OF FABLES
Unmarried voters	Men	17.4%	42.4%	35.9%
	Women	40.0%	44.4%	14.4%
	Under 35	23.7%	49.2%	27.1%
	35 & over	34.0%	42.4%	20.4%
Unmarried non-voters	Men	24.1%	45.4%	24.1%
	Women	41.1%	42.5%	15.1%
	Under 35	25.6%	48.9%	21.1%
	35 & over	36.7%	40.0%	20.0%

Among married voters, the gender gap on this issue is essentially nonexistent. Thirty-five percent of married men and 37% of married women believe the Bible is the word of God, 51% and 47% believe it is the inspired word, and 10% of married men and 15% of married women believe it is just a book of fables, respectively.

In the last election, very few Americans, either unmarried or married, felt the moral climate in America had improved since 2000. Half of unmarried Americans who voted felt the climate worsened, compared to 40 percent of married voters.

"How much better/worse/same is the moral climate in America since 2000?"



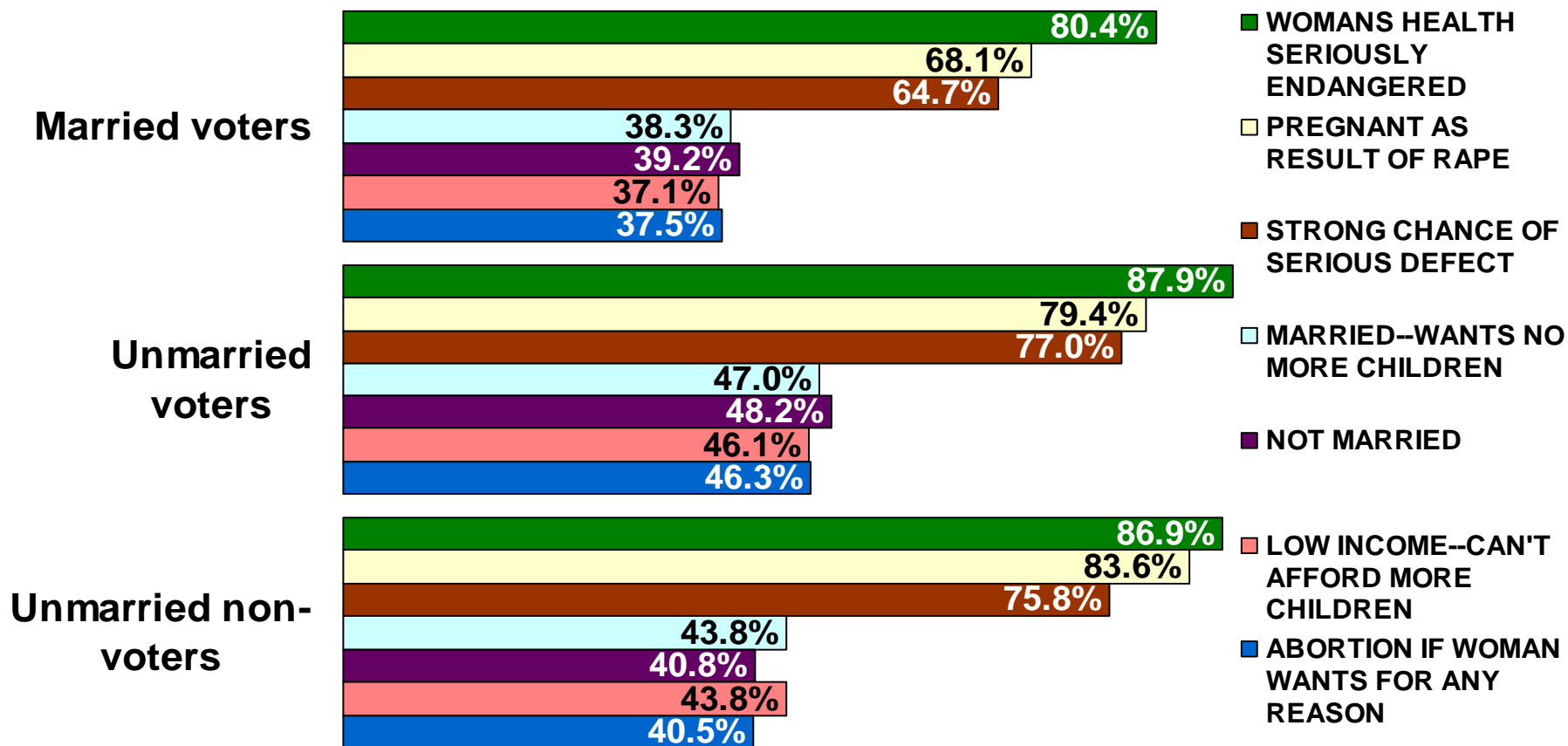
National Election Study, 2004

Unmarried America, 2007



Unmarried Americans – both voters and non-voters – support abortion rights more fervently than do married Americans. The three situations in which it is most acceptable for a large majority of all groups are when a woman’s health is in danger, when she has been raped, or when there is a strong chance of a serious birth defect.

CIRCUMSTANCES UNDER WHICH ABORTION IS ACCEPTABLE



Unmarried women under 30 are more accepting of abortion than unmarried men of the same age, but women between the ages of 30 and 49 and 65-plus view abortion as less acceptable than their male cohorts do.

**CIRCUMSTANCES UNDER WHICH ABORTION IS ACCEPTABLE
UNMARRIEDS ONLY**

	Women under 30	Men under 30	Women 30-49	Men 30-49
WOMANS HEALTH SERIOUSLY ENDANGERED	84.2%	76.1%	79.9%	88.6%
PREGNANT AS RESULT OF RAPE	70.3%	72.9%	64.7%	79.7%
STRONG CHANCE OF SERIOUS DEFECT	70.3%	58.6%	63.6%	74.8%
NOT MARRIED	31.7%	28.9%	35.8%	51.2%
MARRIED--WANTS NO MORE CHILDREN	33.8%	25.4%	37.1%	47.6%
LOW INCOME--CAN'T AFFORD MORE CHILDREN	33.8%	29.9%	37.6%	44.4%
ABORTION IF WOMAN WANTS FOR ANY REASON	30.9%	27.6%	39.3%	44.4%

	Women 50-64	Men 50-64	Women 65 & over	Men 65 & over
WOMANS HEALTH SERIOUSLY ENDANGERED	80.4%	84.6%	82.5%	91.3%
PREGNANT AS RESULT OF RAPE	73.0%	77.7%	72.6%	77.3%
STRONG CHANCE OF SERIOUS DEFECT	67.9%	69.9%	77.4%	82.6%
NOT MARRIED	50.0%	50.0%	27.4%	46.7%
MARRIED--WANTS NO MORE CHILDREN	47.3%	50.0%	29.0%	56.5%
LOW INCOME--CAN'T AFFORD MORE CHILDREN	47.7%	43.3%	27.9%	50.0%
ABORTION IF WOMAN WANTS FOR ANY REASON	43.8%	47.1%	26.2%	42.2%



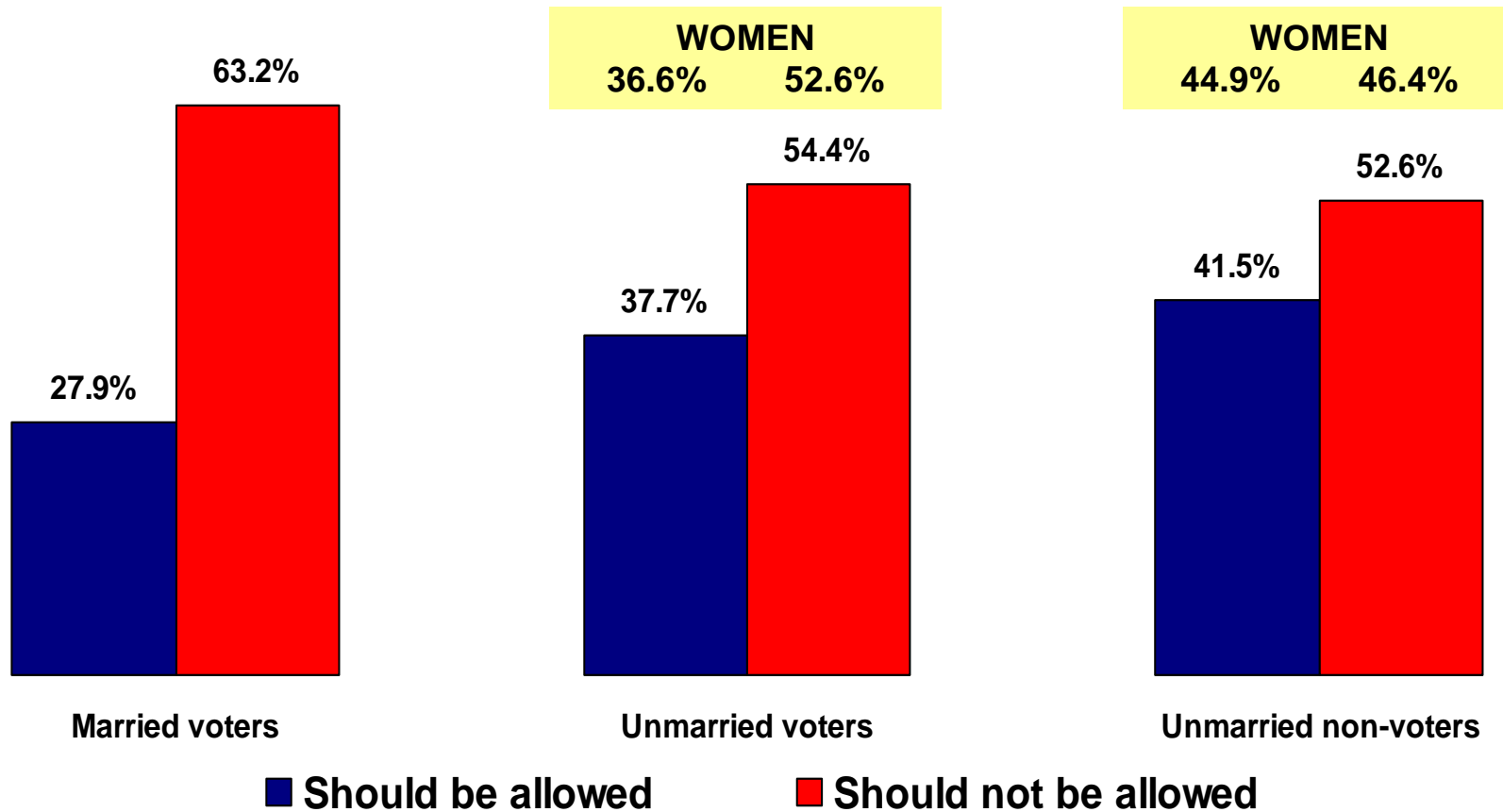
General Social Survey, 2004

Unmarried America, 2007



Unmarried voters are more accepting of same-sex marriage compared to married voters. Slightly more than a third of unmarried voters, and four in ten unmarried non-voters believe same-sex marriage should be allowed. Only a quarter of married voters agree.

SAME-SEX MARRIAGE



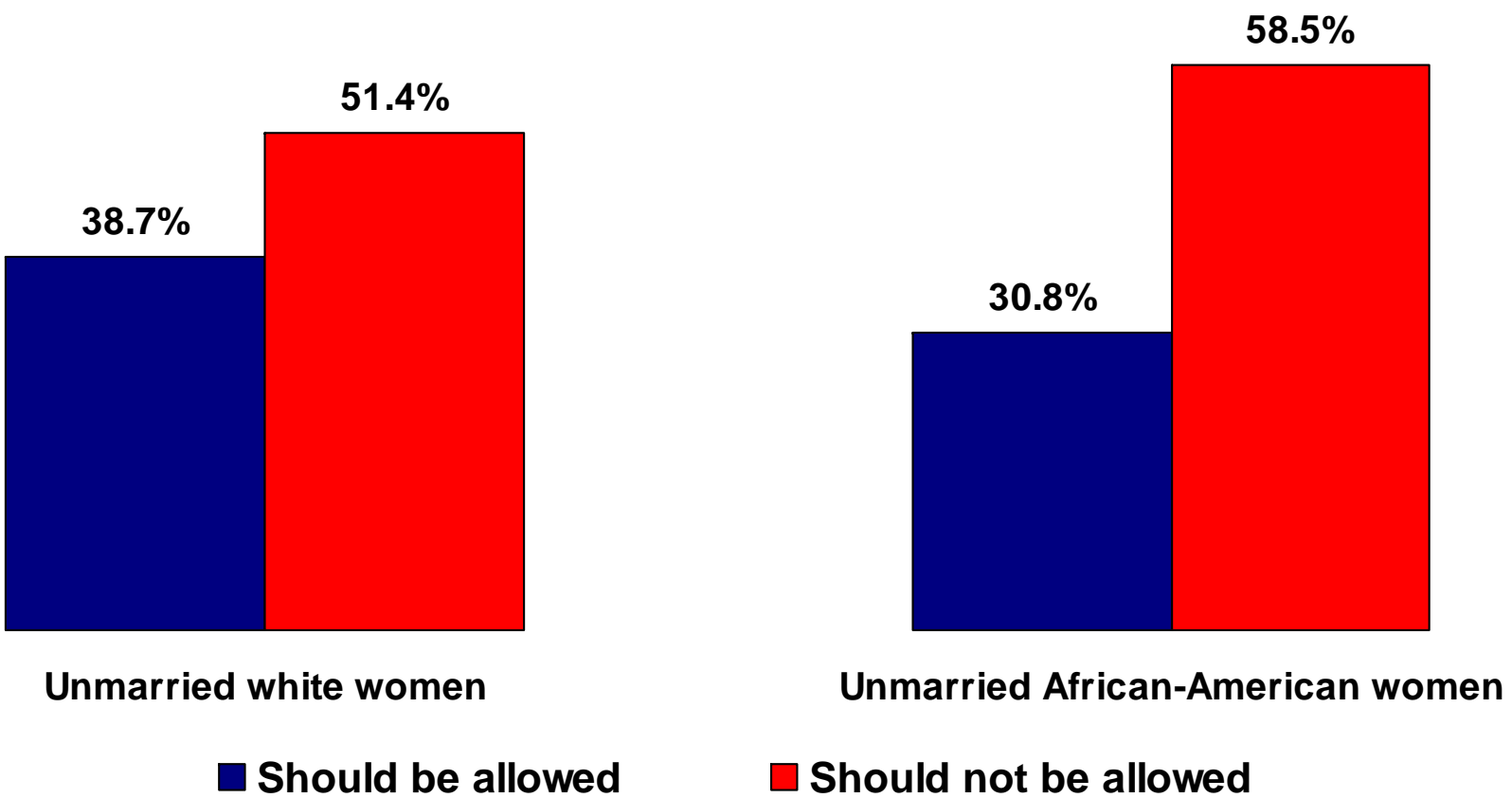
National Election Study, 2004

Unmarried America, 2007



Both black and white unmarried women oppose same-sex marriage, but African-American women are more opposed to it (by almost a two-to-one margin).

**SAME-SEX MARRIAGE
UNMARRIED WOMEN ONLY**



National Election Study, 2004
Unmarried America, 2007

